

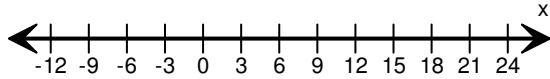
Name: _____

Score: _____

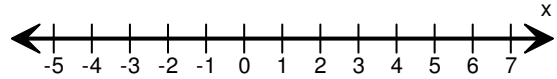
Graphing Inequalities

Graph the inequality:

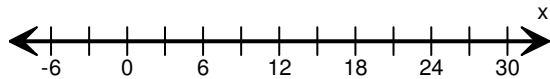
1) $x < 15$



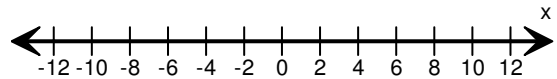
2) $x \leq 5$



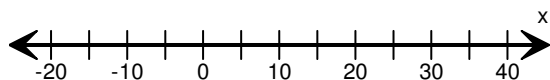
3) $x \geq 18$



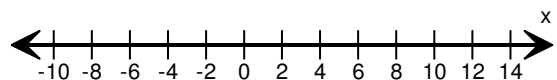
4) $x > 2$



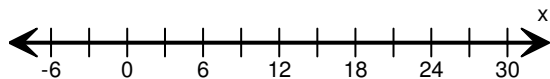
5) $x \leq 20$



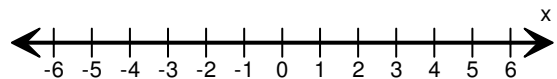
6) $x < 8$



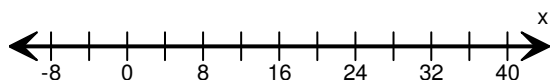
7) $x > 12$



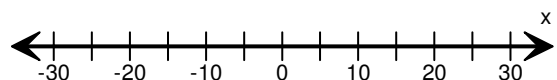
8) $x \leq 3$



9) $x \geq 24$



10) $x \leq -5$

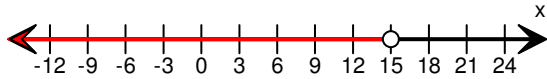


Name: _____

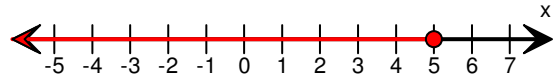
Score: _____

Answers:

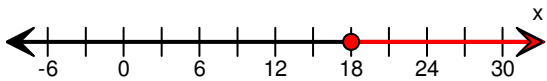
1) $x < 15$



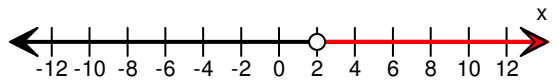
2) $x \leq 5$



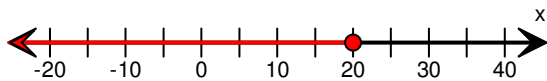
3) $x \geq 18$



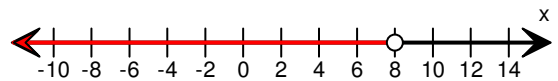
4) $x > 2$



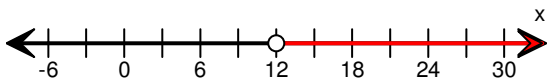
5) $x \leq 20$



6) $x < 8$



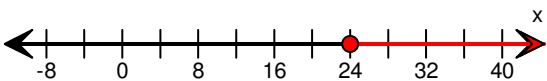
7) $x > 12$



8) $x \leq 3$



9) $x \geq 24$



10) $x \leq -5$

